

## OUTDOOR LED WALL LIGHT E272

Please read instructions before commencing installation and retain for future reference.

### SPECIFICATIONS

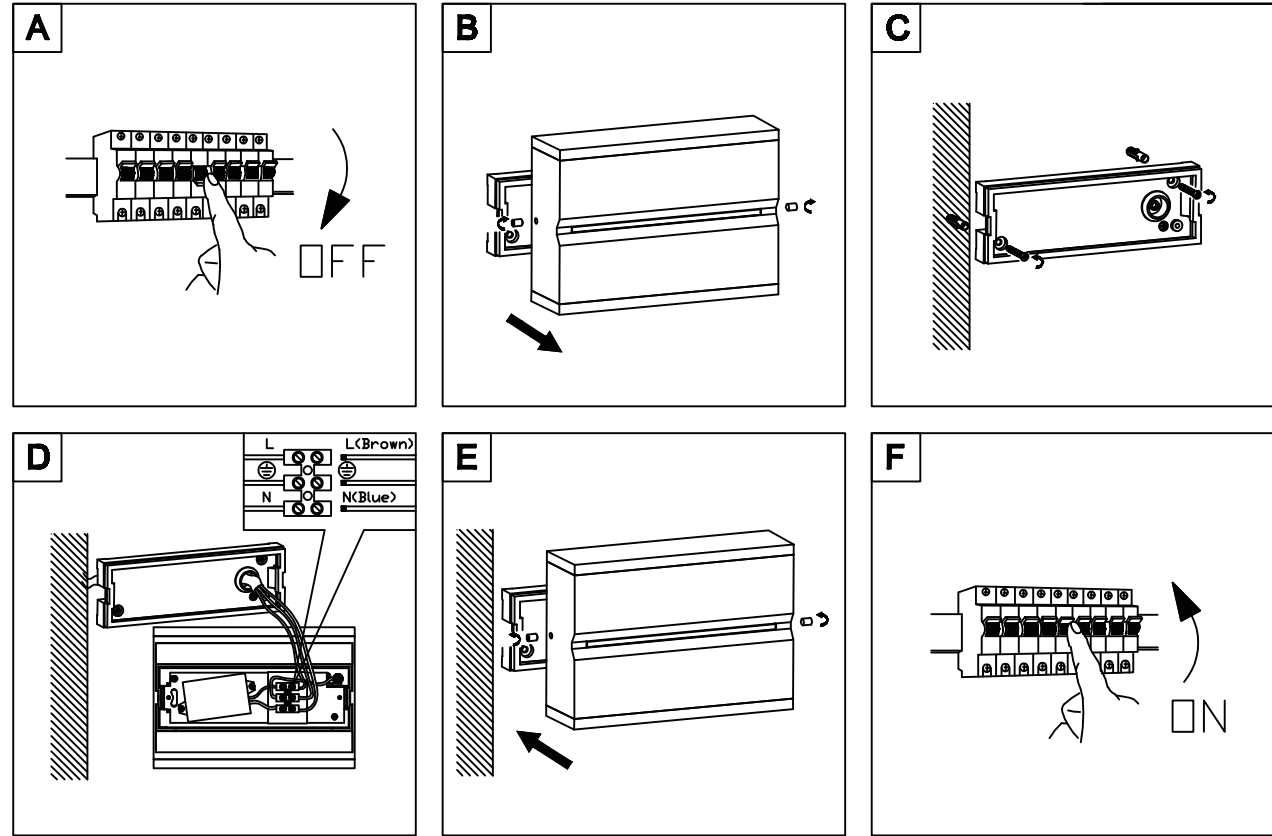
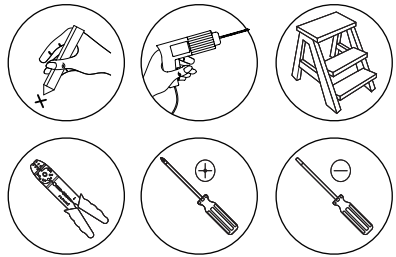
- **Material:** Aluminum - Tempered Glass - PC Diffuser
- **Lamp type:** LED , 15W , 3000K , 800Lm , CRI 80
- **Ingress Protection:** IP54, Protection against entry of solid objects greater than 12mm in diameter.

### INSTALLATION INSTRUCTIONS

**!** Electrical products can cause death, injury, or damage to property. Maintenance and installation should only be carried out by a professional electrician.

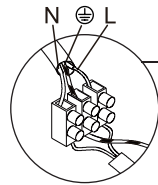
**!** The light source contained in this luminaire shall only be replaced by the manufacturer or his service agent or a similar qualified person.

- Ensure main supply is switched off.



### WARNING

- Make sure that the products is installed properly before connecting to electricity.
- Do not cover the fitting.



#### Connecting the Terminal Block

Connect main supply (**brown** - Live, **blue** - Neutral) into terminal block making sure all connections are tight.

